

Prepared for:

KAZMIRA

34501 E. QUINCY AVE
WAKTINS, CO USA 80137

NuSlate

Batch ID or Lot Number: 4-240606-03	Test, Test ID and Methods: Various	Matrix: Concentrate	Page 1 of 2
Reported: 13Jun2024	Started: 11Jun2024	Received: 07Jun2024	


Cannabinoids - Colorado Compliance


Test ID: T000283556

Methods: TM14 (HPLC-DAD): Potency - Standard

Cannabinoid Analysis	LOD (%)	LOQ (%)	Result (%)	Result (mg/g)	Notes
Cannabichromene (CBC)	0.006	0.020	ND	ND	
Cannabichromenic Acid (CBCA)	0.006	0.019	ND	ND	
Cannabidiol (CBD)	0.024	0.055	0.202	2.02	
Cannabidiolic Acid (CBDA)	0.025	0.057	ND	ND	
Cannabidivarin (CBDV)	0.006	0.013	ND	ND	
Cannabidivarinic Acid (CBDVA)	0.010	0.024	ND	ND	
Cannabigerol (CBG)	0.004	0.012	ND	ND	
Cannabigerolic Acid (CBGA)	0.015	0.049	ND	ND	
Cannabinol (CBN)	0.005	0.015	ND	ND	
Cannabinolic Acid (CBNA)	0.010	0.033	ND	ND	
Delta 8-Tetrahydrocannabinol (Delta 8-THC)	0.018	0.058	ND	ND	
Delta 9-Tetrahydrocannabinol (Delta 9-THC)	0.016	0.053	ND	ND	
Delta 9-Tetrahydrocannabinolic Acid (THCA-A)	0.014	0.047	ND	ND	
Tetrahydrocannabivarin (THCV)	0.003	0.011	ND	ND	
Tetrahydrocannabivarinic Acid (THCVA)	0.013	0.041	ND	ND	
Total Cannabinoids			0.202	2.02	
Total Potential THC			ND	ND	
Total Potential CBD			0.202	2.02	

Final Approval


Sam Smith
13Jun2024
03:33:00 PM MDT
PREPARED BY / DATE


Karen Winternheimer
13Jun2024
03:35:00 PM MDT
APPROVED BY / DATE

Prepared for:

KAZMIRA

34501 E. QUINCY AVE
WAKTINS, CO USA 80137

NuSlate

Batch ID or Lot Number: 4-240606-03	Test, Test ID and Methods: Various	Matrix: Concentrate	Page 2 of 2
Reported: 13Jun2024	Started: 11Jun2024	Received: 07Jun2024	

Microbial Contaminants - Colorado Compliance

Test ID: T000283557

Methods: TM25 (qPCR) TM24, TM26, TM27 (Culture Plating): Microbial (Colorado Panel)

	Method	LOD	Quantitation Range	Result	Notes
STEC	TM25: PCR	10 ⁰ CFU/25g	NA	Absent	Free from visual mold, mildew, and foreign matter
Salmonella	TM25: PCR	10 ⁰ CFU/25g	NA	Absent	
Total Yeast and Mold*	TM24: Culture Plating	10 ¹ CFU/g	1.0x10 ² - 1.5x10 ⁴	None Detected	
Total Aerobic Count*	TM26: Culture Plating	10 ² CFU/g	1.0x10 ³ - 1.5x10 ⁵	None Detected	
Total Coliforms*	TM27: Culture Plating	10 ¹ CFU/g	1.0x10 ² - 1.5x10 ⁴	None Detected	

Final Approval



Brett Hudson
13Jun2024
02:46:00 PM MDT

PREPARED BY / DATE



Brianne Maillot
14Jun2024
05:59:00 PM MDT

APPROVED BY / DATE



<https://results.botanacor.com/api/v1/coas/uuid/92d5bc2c-744c-4d3c-87e4-57dd661218db>

Definitions

LOD = Limit of Detection, ULOQ = Upper Limit of Quantitation, LLOQ = Lower Limit of Quantitation, PPB = Parts per Billion, % = % (w/w) = Percent (weight of analyte / weight of product). ND = None Detected (defined by dynamic range of the method). Total Potential Delta 9-THC or CBD is calculated to take into account the loss of a carboxyl group during decarboxylation step, using the following formulas: Total Potential Delta 9-THC = Delta 9-THC + (Delta 9-THCa *(0.877)) and Total CBD = CBD + (CBDa *(0.877)). Fail equates to a concentration level of Delta 9-THC, on a dry weight basis, higher than 0.3 percent + or - the measurement uncertainty. Total Potential THC is calculated using the following formulas to take into account the loss of a carboxyl group during decarboxylation step. Total THC = THC + (THCa *(0.877)). ALOQ = Above Limit Of Quantitation (defined by dynamic range of the method), CFU/g = Colony Forming Units per Gram. Values recorded in scientific notation, a common microbial practice of expressing numbers that are too large to be conveniently written in decimal form. Examples: 10² = 100 CFU, 10³ = 1,000 CFU, 10⁴ = 10,000 CFU, 10⁵ = 100,000 CFU.

Testing results are based solely upon the sample submitted to SC Laboratories, Inc., in the condition it was received. SC Laboratories, Inc., warrants that all analytical work is conducted professionally in accordance with all applicable standard laboratory practices using validated methods. Data was generated using an unbroken chain of comparison to NIST traceable Reference Standards and Certified Reference Materials. This report may not be reproduced, except in full, without the written approval of SC Laboratories, Inc. ISO/IEC 17025:2017 A2LA Cert #: 4329.02 Chemical; 4329.03 Biological. Some tests listed on this COA may not be within our scope of A2LA accreditation. Please visit [A2LA for more details](#).



Cert #4329.02
92d5bc2c744c4d3c87e457dd661218db.1

Prepared for:

KAZMIRA

34501 E. QUINCY AVE
WAKTINS, CO USA 80137

Repair

Batch ID or Lot Number: 4-240620-01	Test, Test ID and Methods: Various	Matrix: Concentrate	Page 1 of 2
Reported: 11Jul2024	Started: 10Jul2024	Received: 09Jul2024	

Cannabinoids - Colorado Compliance


Test ID: T000285953


Methods: TM14 (HPLC-DAD): Potency – Standard

Cannabinoid Analysis

	LOD (%)	LOQ (%)	Result (%)	Result (mg/g)	Notes
Cannabichromene (CBC)	0.005	0.017	ND	ND	
Cannabichromenic Acid (CBCA)	0.005	0.016	ND	ND	
Cannabidiol (CBD)	0.014	0.053	0.567	5.67	
Cannabidiolic Acid (CBDA)	0.014	0.054	ND	ND	
Cannabidivarin (CBDV)	0.003	0.013	ND	ND	
Cannabidivarinic Acid (CBDVA)	0.006	0.023	ND	ND	
Cannabigerol (CBG)	0.003	0.010	ND	ND	
Cannabigerolic Acid (CBGA)	0.012	0.040	ND	ND	
Cannabinol (CBN)	0.004	0.013	ND	ND	
Cannabinolic Acid (CBNA)	0.008	0.027	ND	ND	
Delta 8-Tetrahydrocannabinol (Delta 8-THC)	0.015	0.048	ND	ND	
Delta 9-Tetrahydrocannabinol (Delta 9-THC)	0.013	0.044	ND	ND	
Delta 9-Tetrahydrocannabinolic Acid (THCA-A)	0.012	0.039	ND	ND	
Tetrahydrocannabivarin (THCV)	0.003	0.009	ND	ND	
Tetrahydrocannabivarinic Acid (THCVA)	0.011	0.034	ND	ND	
Total Cannabinoids			0.567	5.67	
Total Potential THC			ND	ND	
Total Potential CBD			0.567	5.67	

Final Approval


Karen Winternheimer
11Jul2024
09:03:00 AM MDT
PREPARED BY / DATE


Sam Smith
11Jul2024
09:07:00 AM MDT
APPROVED BY / DATE

pH Analysis

Test ID: T000286342


Methods: ph: TL-SOP-0033 (pH)


Electrode). aw: TL-SOP-0028 (Chilled

Mirror Dew Point)

	Result	Notes
pH	5.14	1g of sample diluted with 10mL of water. N/A

Final Approval


Karen Winternheimer
12Jul2024
09:08:00 AM MDT
PREPARED BY / DATE


Sam Smith
12Jul2024
09:13:00 AM MDT
APPROVED BY / DATE

Prepared for:

KAZMIRA

34501 E. QUINCY AVE
WAKTINS, CO USA 80137

Repair

Batch ID or Lot Number: 4-240620-01	Test, Test ID and Methods: Various	Matrix: Concentrate	Page 2 of 2
Reported: 11Jul2024	Started: 10Jul2024	Received: 09Jul2024	

Microbial Contaminants - Colorado Compliance

Test ID: T000285954

Methods: TM25 (qPCR) TM24, TM26, TM27 (Culture Plating): Microbial (Colorado Panel)

	Method	LOD	Quantitation Range	Result	Notes
STEC	TM25: PCR	10 ⁰ CFU/25g	NA	Absent	Free from visual mold, mildew, and foreign matter
Salmonella	TM25: PCR	10 ⁰ CFU/25g	NA	Absent	
Total Yeast and Mold*	TM24: Culture Plating	10 ¹ CFU/g	1.0x10 ² - 1.5x10 ⁴	None Detected	
Total Aerobic Count*	TM26: Culture Plating	10 ² CFU/g	1.0x10 ³ - 1.5x10 ⁵	None Detected	
Total Coliforms*	TM27: Culture Plating	10 ¹ CFU/g	1.0x10 ² - 1.5x10 ⁴	None Detected	

Final Approval

Brianne Maillot
Brianne Maillot
12Jul2024
04:27:00 PM MDT

PREPARED BY / DATE

Brett Hudson

APPROVED BY / DATE

Brett Hudson
12Jul2024
05:16:00 PM MDT



<https://results.botanacor.com/api/v1/coas/uuid/9b0d65eb-cd26-44e7-9d52-2df75a7f14b5>

Definitions

LOD = Limit of Detection, ULOQ = Upper Limit of Quantitation, LLOQ = Lower Limit of Quantitation, PPB = Parts per Billion, % = % (w/w) = Percent (weight of analyte / weight of product). ND = None Detected (defined by dynamic range of the method). Total Potential Delta 9-THC or CBD is calculated to take into account the loss of a carboxyl group during decarboxylation step, using the following formulas: Total Potential Delta 9-THC = Delta 9-THC + (Delta 9-THCa *(0.877)) and Total CBD = CBD + (CBDa *(0.877)). Fail equates to a concentration level of Delta 9-THC, on a dry weight basis, higher than 0.3 percent + or - the measurement uncertainty. Total Potential THC is calculated using the following formulas to take into account the loss of a carboxyl group during decarboxylation step. Total THC = THC + (THCa *(0.877)). ALOQ = Above Limit Of Quantitation (defined by dynamic range of the method), CFU/g = Colony Forming Units per Gram. Values recorded in scientific notation, a common microbial practice of expressing numbers that are too large to be conveniently written in decimal form. Examples: 10² = 100 CFU, 10³ = 1,000 CFU, 10⁴ = 10,000 CFU, 10⁵ = 100,000 CFU.

Testing results are based solely upon the sample submitted to SC Laboratories, Inc., in the condition it was received. SC Laboratories, Inc., warrants that all analytical work is conducted professionally in accordance with all applicable standard laboratory practices using validated methods. Data was generated using an unbroken chain of comparison to NIST traceable Reference Standards and Certified Reference Materials. This report may not be reproduced, except in full, without the written approval of SC Laboratories, Inc. ISO/IEC 17025:2017 A2LA Cert #: 4329.02 Chemical; 4329.03 Biological. Some tests listed on this COA may not be within our scope of A2LA accreditation. Please visit [A2LA for more details](#).



Cert #4329.02

9b0d65ebcd2644e79d522df75a7f14b5.1